




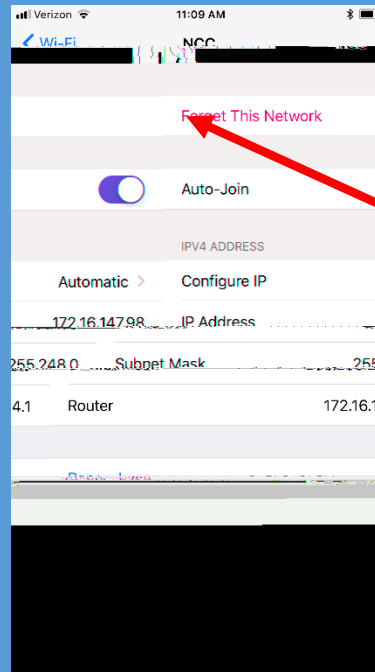
If you are currently connected to the NCC network you will need to unjoin this network. The quickest way to confirm if you are currently connected to this network is by verifying that there is a left NCC



Verify if you are connected to the NCC network

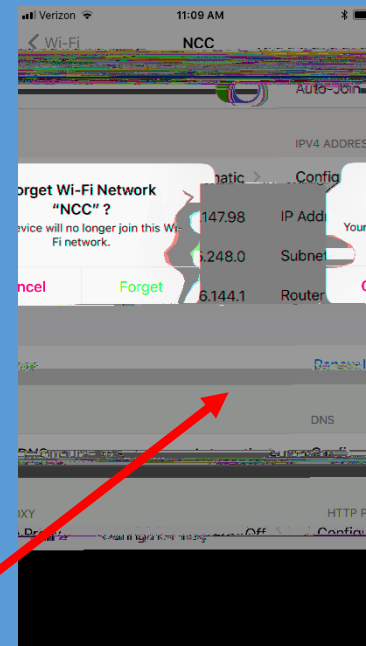
To unjoin the NCC network click on NCC

To deactivate the NCC network click on Forget This Network



Click on Forget This Network

Confirm that you want to disconnect from this network by choosing Forget on the popup box



Confirm by clicking on Forget

Your iPhone will automatically search for any available Wi-Fi networks in your area. This process may take a moment.

CCSNH will be used for any individual who has a valid CCSNH email account while CCSNH Guest will be used

Although NCC is still visible it will no longer be an active network