

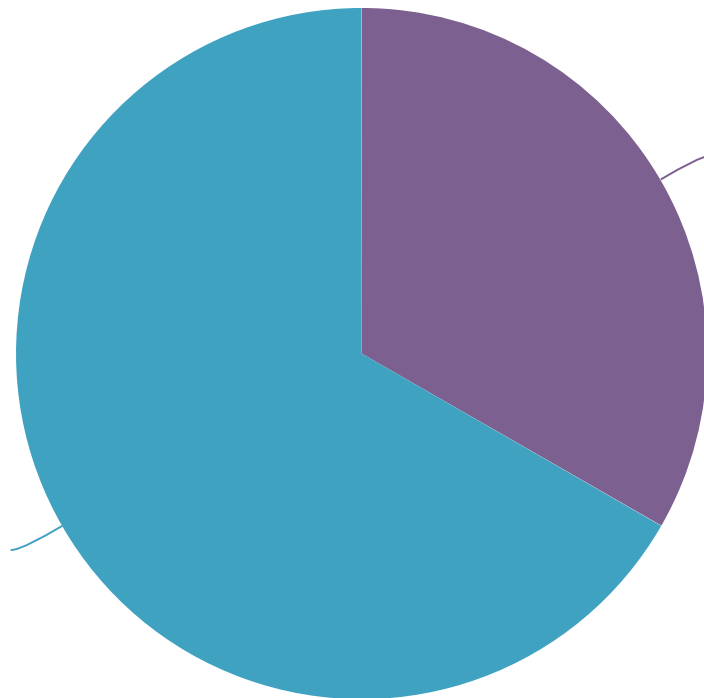
Report for NCC Honda & Automotive Technology Employer Survey 2022

Response Counts

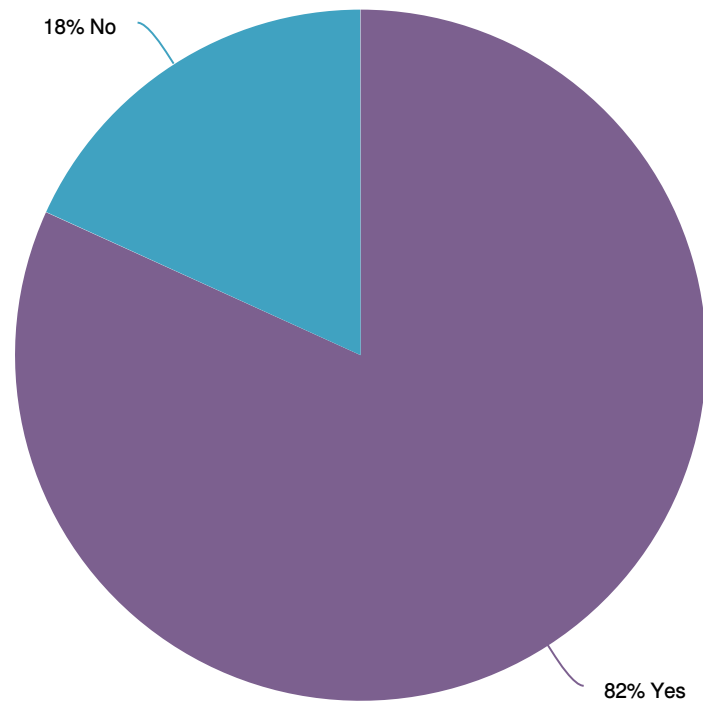


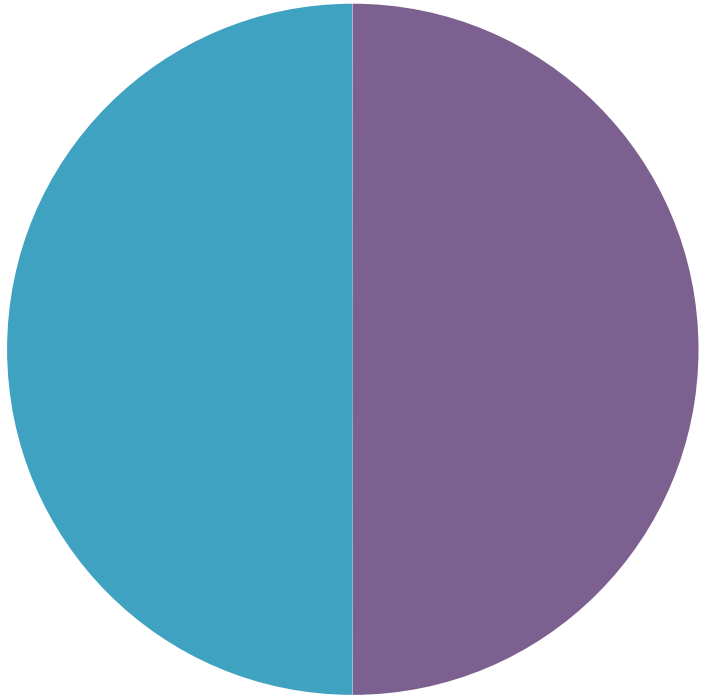
Totals: 12

1. What type of Facility do you have?



2. Do you currently employ any graduates of the NCC Honda Automotive or Automotive Technology Program?





	Above Average	Average	Below Average	Not Applicable	Responses
Steering and Suspension Count Row %	7 70.0%	3 30.0%	0 0.0%	0 0.0%	10
Brakes and Stability Systems Count Row %	7 70.0%	3 30.0%	0 0.0%	0 0.0%	10
Engine Performance I Count Row %	5 50.0%	4 40.0%	1 10.0%	0 0.0%	10
Advanced Electrical and Electronic Systems Count Row %	5 50.0%	2 20.0%	3 30.0%	0 0.0%	10
Transmission and Drivelines (Honda) Count Row %	5 50.0%	2 20.0%	1 10.0%	2 20.0%	10
Automatic Transmissions (Auto) Count Row %	5 50.0%	1 10.0%	2 20.0%	2 20.0%	10
Automotive Powertrains (Auto) Count Row %	4 40.0%	6 60.0%	0 0.0%	0 0.0%	10
Engine Performance II Count Row %	4 40.0%	4 40.0%	2 20.0%	0 0.0%	10
Heating and A/C Count Row %	6 60.0%	3 30.0%	1 10.0%	0 0.0%	10
Heating and A/C Count Row %	6 60.0%	3 30.0%	1 10.0%	0 0.0%	10
Totals Total Responses					10

